

New Zealand Deerstalkers' Association



The Complete NZDA Farmer Assist Program Booklet

<http://www.farmersassist.co.nz>

The following booklet outlines features of the NZDA Farmer Assist Program. This booklet gives an overview of the program, its proficiency requirements, and its Code of Practice. The booklet also introduces the concept of Property Based Wildlife Management Plans. These plans enable both NZDA members and farmers to design an integrated management program that will help manage wildlife issues.

Version 2.06.18

Table of Contents

Table of Contents	1
The New Zealand Deerstalkers' Association	3
Who we are.....	3
What we stand for	3
What we do.....	4

We have you covered	4
NZDA Farmer Assist Program	5
Vision.....	5
Mission	5
Objectives.....	5
Program Overview	6
Key Features in the Development of the Program	6
Data Collection and Feedback	7
Program Implementation	7
Participant Requirements and Code of Practice	8
Firearm Proficiency Requirements	8
Code of Practice	9
Firearm Safety.....	9
Laws, Regulations and Permits	9
Permission to Hunt	10
Identifying the Target	10
Animal Welfare	10
Use of Dogs	10
Humane Hunting Principles and Proper Shot Placement	11
The Chest Kill Zone.....	11
The Head Kill Zone	11
Wounded Animals.....	12
Record-Keeping Requirements	12
Property Based Wildlife Management Plans	14
NZDA Farmer Assist Program Property Based Wildlife Management Plan	15
NZDA Farmer Assist - Field Data Collection Sheet.....	23
NZDA Farmer Assist - Assessment Target	24

The New Zealand Deerstalkers' Association

Who we are

The New Zealand Deerstalkers' Association (NZDA) was established in May 1938 . The NZDA has always promoted conservation of New Zealand's native flora and fauna, and the conservation of New Zealand's unique environment as central to our sport and to the New Zealand way of life. The NZDA has made important contributions to hunting at the personal as well as at the policy-making level. The NZDA has always been steadfast on the importance of ethics to hunting, raising the individual standards of hunters, fostering a sense of true sportsmanship – comradeship, respect for the quarry and a love of the outdoors of New Zealand.

Some 80 years later, these roles remain the same and with more than 8,000 members, the Association has certainly become New Zealand's premier shooting organisation, representing licensed firearms owners, sporting shooters and recreational hunters.

What we stand for

The aims and objectives of the NZDA as an organisation are:

- to promote and improve the role of the sporting shooter in New Zealand
- to help educate young people in the skills of hunting, shooting and the proper care and safe handling of firearms
- to encourage all hunters to abide by a strict code of ethics
- to work for a better understanding between the landholder and the member
- to actively advocate game conservation and assist appropriate authorities in game management programs, and
- to act as an effective and credible voice, representing all New Zealand shooters to the public, community leaders and authorities.

Our code of ethics outlines the individual member's ethical responsibilities to the association and the community at large.

A peculiar virtue in wildlife ethics is that the hunter ordinarily has no gallery to applaud or disapprove of his conduct. Whatever his act they are dictated by his own conscience, rather than by a mob of onlookers. It is difficult to exaggerate the importance of the fact.

— Aldo Leopold. The Sand County Almanac.

The Code of Ethics of the New Zealand Deerstalkers' Association Incorporated shall be, and any member expected to:

- Approach recreational hunting from the highest possible level of ethics, having due regard to the welfare of the animals hunted, and prevention of cruelty to the same.
- Not hunt or carry a firearm on property without the proper approval of the owner, occupier of controlling authority and shall strictly observe any conditions imposed upon him.
- Be a responsible firearms owner and abide by current Firearms Laws.
- Avoid unnecessary or deliberate damage to the environment, respect property, and other users of the outdoors.
- Advocate sensible conservation practices at all times and promote New Zealand's biodiversity 'in situ'.
- Practice the Field Guidelines when out hunting.
- Be exemplary members of NZDA by promoting and abiding by its Rules, Field Guidelines and this Code of Ethics.

•

What we do

The NZDA is involved throughout New Zealand in maintaining back country tracks, refurbishing, maintaining, and rebuilding Backcountry huts in cooperation with DOC and other land owners. Its members assist in patrolling pest control lines, planting, and other conservation projects. We run in different regions throughout New Zealand rifle ranges to ensure safe shooting by members and the public as a whole. We carry out hunter training in the form of our highly reputed HUNTS course. Our National Executive meet & liaise with Government Ministers and the Department of Conservation at top levels. Our branch executive also liaise with local and regional groups regarding policy, Access issues, and land users rights.

The Field Guidelines policy of the New Zealand Deerstalkers' Association Incorporated shall be:

- To approach the sport of recreational hunting from the highest possible level of ethics, with due regard to the welfare of the animals and the prevention of cruelty to same.
- To encourage the use by hunters, of sporting arms of calibre and/or power adequate to ensure quick clean kills of the particular game species being hunted.
- To encourage the fullest possible use of the game killed by hunters and to avoid always, unnecessary wastage of the game resource.
- To promote safe practices by ensuring oneself and others are suitably trained to minimise risks in the outdoors.
- Respect the property of others and respect the natural environment.
- To assist in the gathering of research information from the animal secured for association (and related) research programs.
- The New Zealand Deerstalkers' Association Incorporated recommends and promotes safe hunting practices, including the wearing of high visibility clothing that contrasts with the environment and the game being hunted. To be effective a responsible hunter should wear sufficient high visibility clothing to ensure immediate recognition by other hunters. This is an important risk management measure designed to minimize the risk of hunters failing to

quickly identify other hunters, but does not in any way detract from the primary responsibility of all hunters to positively identify their target.

We have you covered

All financial members of the NZDA are covered by our public liability and personal accident cover.

The NZDA's Public Liability policy provides protection for members who are held legally liable for property damage or bodily injury to third parties due to their negligence whilst engaging in any lawful recreational shooting activities. This cover also includes bow hunting or target archery. The limit of liability is \$10 million for any one claim.

The Group Personal Accident policy covers members whilst they are participating in club, or national events (including shooting, hunting, conservation and other activities authorised by NZDA) as well as any lawful recreational shooting or hunting by members.

For full policy conditions and exclusions of the policies mentioned it is recommended that interested persons contact NZDA Insurance Brokers who will be able to assist with any enquiry

Property owners and managers should look after their interests and by allowing insured private hunters such as NZDA members onto their land, they should feel the peace of mind knowing that they are covered against any potential property damage and bodily injury legal matters. This is certainly one thing that property owners and managers don't need to worry about.

NZDA Farmer Assist Program

Vision

To create relationships between the farming community and individual NZDA members that will provide ongoing benefits to all parties.

Mission

To enable farmers to concentrate on maximising the profitability and sustainability of their enterprises by allowing ethical and responsible hunters the opportunity to assist in wildlife management.

Objectives

- Develop relationships between the farming community, the NZDA and its members.
- Provide assistance to farmers by undertaking wildlife management activities.
- Increase the awareness of ordinary city-based NZDA members to life on the land.
- Increase member opportunities to hunt on private property.

- Increase public perception that hunting is one of many practical tools available for use in wildlife management.
- Reduce the impact of overabundant wildlife on both farmland and the New Zealand natural landscape while helping increase profitability and biodiversity.
- Provide opportunities to gather data that may be valuable to assist in future wildlife management activities and programs.

Program Overview

The NZDA Farmer Assist Program proposes to help establish ongoing relationships between the farming community, the New Zealand Deerstalkers' Association Inc (NZDA National) and its members. These relationships will provide the farming community access to genuine, skilled and responsible people, who are willing to engage in culling/shooting activities on behalf of the land holder or manager. The main aim is to create stronger bonds between NZDA and the farming community to help manage overabundant wildlife responsibly.

The program is based on the very successful Farmers Assist developed by the Sporting Shooters Association of Australia.

The program will enable NZDA members the opportunity to assist beyond simply wildlife management. Members may also be able to assist farmers by keeping a watchful eye of the property while undertaking shooting activities by reporting anything that they believe is of interest or concern to the farmer. The program aims to help reintroduce and reattach city-based members to the land and develop country connections. The program provides an opportunity for farmers to meet new people and help create a foundation for a beneficial long-term relationship.

The program is designed to benefit three key groups. Firstly, farmers and land managers will have the opportunity to reassign some of the time and resources spent (or missed) on wildlife management activities, where it's better spent to increase the efficiency and profitability of their businesses.

Secondly, the NZDA members will benefit from building relationships with landowners and managers that will lead to participating in activities that they enjoy.

Thirdly and finally, the program will benefit the New Zealand environment, where NZDA members will be proud to do their part to assist in management of both wildlife, which can cause negative impacts to our unique natural environment and rural economies.

Key Features in the Development of the Program

One of the key features of the program will be the creation of the NZDA Farmer Assist Jobs Board (Jobs Board). The Jobs Board will act as an online interface to link NZDA members ready to answer a call for help to farmers requiring assistance with a wildlife issue.

The Jobs Board will enable farmers in a particular region to describe their needs and expectations. Members who can fulfil the advertised needs and expectations can then respond and offer their services. Farmers, while maintaining anonymity will then be able to contact and discuss the task with the members who have responded to their listing on the Jobs Board. The farmer then selects a member/s to come out and do the job.

NZDA National will promote the program within its membership, farming groups and other relevant stakeholders. A simple registration process has been developed so both members and farmers can easily gain full access the NZDA Farmer Assist Program and Jobs Board.

Health and Safety control is covered by our program guidelines which all our participating members are required to adhere to.

All NZDA members that participate in the program will be covered under NZDA National's \$10 Million Public Liability Policy. This is another key feature of the program, which will provide farmers with peace of mind, in that, they will know that any NZDA members invited onto their property as part of this program will be covered by NZDA National's Insurance Policy.

To maintain NZDA National's commitment to safety and ethical hunting, all members who register for the program are required to follow the NZDA Farmer Assist Participant Requirements and Code of Practice. Farmers will be requested to report any unacceptable behaviour so action can be taken against anyone whose acts are contrary to the spirit of the program.

Data Collection and Feedback

This program will provide an opportunity to collect meaningful data and feedback from stakeholders to help shape future projects and activities. Data such as measurements of relative or absolute abundance of a problem species, their harvest levels, increases in lambing/calf percentage rates and a decline in related economic and environmental impacts, will help show the effectiveness of program activities over time. This will also assist in decision making regarding what (or if any) additional wildlife management measures need to be taken.

Apart from farmers advising NZDA National of any inappropriate behaviour, their views on how the program can be enhanced will be valued. Feedback forms will be available for those who wish to take the time to review the program periodically. Any feedback will be used to assess the program against its objectives and cultivate improvements for the benefit of future program expansions.

Program Implementation

NZDA Ian Brabbs is the driving force behind the planning, development and management of this program. NZDA welcomes collaboration from DOC, farming and pest management stakeholder groups to help promote the program to farmers.

Collaborating partners can also assist in the development and promotion of the program within their membership bases. Ideas that add value to the objectives will always be appreciated.

NZDA National Farmer Assist Program Manager Ian Brabbs can be contacted by phone on 03 384 3025 or email FarmersAssist@outlook.com to discuss any issue regarding the program and/or its promotion.

Participant Requirements and Code of Practice

Shooting as a pest control method is often wrongly criticised as cruel and inhumane by those opposed to or unfamiliar with firearms, firearm ownership and hunting activities. This view is usually based on ideology, misinformation or a lack of knowledge. Although shooting can be seen as a visually confronting process to some (i.e., it involves the sight of blood), this does not mean that the shooting of an animal is indeed cruel or inhumane.

A model for assessing the relative humaneness of pest animal control methods, developed in conjunction with the SPCA and New Zealand Government, highlights that shooting has the lowest overall welfare impact when compared to other management tools.

Ethical hunting, as promoted by the NZDA National, ensures that animals are killed in a way that rapid death is achieved and the potential for unnecessary pain and suffering is minimised. This conduct therefore eliminates any claim or action of cruelty.

To become a participant of the NZDA Farmer Assist Program, members will need to display a competent level of proficiency in firearm use. This requirement will demonstrate an appropriate level of marksmanship equivalent to commercial harvesters (professional shooters). This will counter claims by various groups that control activities should only be done by professional or paid operators. The reluctance in certain parts of the community to endorse the use of any person other than a professional is purely based on perceived animal welfare concerns. Unfortunately, paying someone to do a job doesn't necessarily mean you always get the best outcome. The skill requirements for this program will hopefully go a long way to address this issue and will help eliminate such perceptions.

NZDA National believes that animal welfare concerns are appropriately addressed in the NZDA Farmer Assist Program through the individual member's obligation to obtain the proficiency requirements and adhere to a dedicated Code of Practice. Codes of Practice are common instruments used by many industries to address and overcome animal welfare concerns. These requirements will ensure that NZDA members can display the necessary skills and knowledge to perform the task at hand in a publicly acceptable manner with high regard to animal welfare.

Firearm Proficiency Requirements

The principles of ethical hunting dictate that a hunter should make every effort to get as close as possible to the intended target and depending on circumstances, shoot from a stable supported position. A supported position involves using aids such as bipods and vehicle-mounted shooting rests, fence posts or natural objects such as trees, branches and ground-based objects.

To display the necessary marksmanship skill level to participate in this program, NZDA members will need to shoot a five-shot group within the assessment zone of the 'NZDA Farmer Assist Assessment Target' at a NZDA range. Once a member has successfully demonstrated the required marksmanship, a range officer

from the range must sign-off the target. The signed target must be kept by the member and available for display to the farmer on request.

- *Rimfire assessment must be conducted at a minimum range of 50m.*
- *Centrefire assessment must be conducted at a minimum range of 100m.*

Members are able to choose their most favoured shooting position for the assessment task.

Code of Practice

All activities under the NZDA Farmer Assist Program must comply with the following Code of Practice. Any breaches may result in exclusion from the program.

Firearm Safety

All participants are required to follow safe firearm handling practices at all times.

The Seven Firearms Safety Rules

Rule 1: Treat every firearm as loaded

Rule 2: Always point firearms in a safe direction

Rule 3: Load a firearm only when ready to fire

Rule 4: Identify your target beyond all doubt

Rule 5: Check your firing zone

Rule 6: Store firearms and ammunition safely

Rule 7: Avoid alcohol and drugs when handling firearms

Laws, Regulations and Permits

All participants must follow and adhere to all relevant firearm and hunting regulations.

This includes holding a Department of Conservation (DOC) hunting permit as well as a Fish and Game regional permit if required.

Permission to Hunt

All participants are required to gain permission prior to access, and hunt only on private land in which they are required and have approval to conduct their activities.

Identifying the Target

Under no circumstances should a shot be taken until the target animal is clearly seen and identified, and that any shot taken poses no discernible risk to person or property.

Animal Welfare

No unnecessary pain or suffering should be inflicted on any animal being hunted or culled. There is an obligation to achieve a rapid humane death. A rapid humane death can be achieved by:

- Targeting the animal in a way to achieve a humane kill (i.e., shot placement into the head or chest kill zone).
- A shot must be taken within the recommended kill range of the firearm and ammunition being used.
- The firearm and ammunition choice must be sufficient for the size of targeted animal to achieve a humane kill.
- If a lactating female is killed, participants must make every effort to locate and kill any dependant young as quickly and humanely as possible.
- If an animal is wounded, participants must make every effort to locate and kill the animal as quickly and humanely as possible.

Use of Dogs

If permission is granted by the landowner or manager, dogs may be used to assist in the location of target animals.

The use of any dogs must not contravene any Prevention of Cruelty to Animals laws and must comply with all DOC requirements regarding access on conservation land if necessary.

Humane Hunting Principles and Proper Shot Placement

When hunting with firearms, there are two primary areas where a shot should be placed - the head kill zone and the chest kill zone. These areas accommodate vital organs and major blood vessels, which, when damaged by projectile impact, achieve a rapid humane death.

Projectiles from firearms kill in a numbers of ways. Projectile impact causes direct physical damage to bone and soft tissue. Projectile impact disrupts blood flow to vital organs such as the brain and also transmits damaging concussive kinetic energy into the targeted animal.

It is accepted that the concussive energy released on projectile impact into the head kill zone will instantly render an animal unconscious while achieving fatal tissue and bone damage, and severe bleeding. This produces no pain and suffering to the animal, thus achieving a very humane rapid death.

Projectile impact into the chest kill zone will render the animal unconscious immediately or shortly after. Hydrostatic shock waves created by the kinetic energy released at the time of projectile impact have the ability to cause an instant fatal stroke. This is due to a massive surge in blood pressure that damages sensitive blood vessels inside the brain. Death is mainly achieved through massive systemic blood loss, which rapidly deprives the brain of blood causing rapid unconsciousness and insensibility and this too achieves a rapid humane death.

In most situations, the preferred shot placement is the chest kill zone. The chest kill zone provides a much larger target area than the head kill zone, which reduces the likelihood of wounding. Animal movement is unpredictable and any sudden head movement coinciding with the time of trigger pull may cause an undesirable result.

The Chest Kill Zone

- *Side View* - When you are positioned to take a shot from side-on, the key aiming point for the chest kill zone area is located in the middle of the chest just behind the shoulder joint of the animal. This area is large and contains vital organs such as the lungs and heart.
- *Front View* - When you are positioned to take a shot from front-on, the key aiming point is found in the area at the base of the neck central to the legs.
- *Quartering* - When you are positioned diagonally behind an animal, your aiming point should be positioned where shot placement transects the heart and the animal's far shoulder.

The Head Kill Zone

- *Side View* - When you are positioned to take a shot from side-on, the key aiming point for shot placement into the head kill zone is the base of the ear.
- *Front View* - When you are positioned to take a shot from front-on, shot placement depends on the angle of the animal's head. Where the animals head is angled down towards the ground, the key point

of aim is located at the intersection point of two imaginary lines drawn from each eye to the opposite ear.

When you are positioned to take a shot at an animal looking directly in your direction, the point of aim should be just above the centre of the nostrils.




Figure 1: Illustrations displaying the kill zone areas on several problem species.

Wounded Animals

Ethical hunters must ensure that any unintentional wounded animal is quickly located and all efforts are made to follow up the initial shot with a quick kill shot to minimise any pain and suffering.

If an animal is unintentionally wounded and remains conscious, after either collapsing on the spot or running a short distance prior to collapse, it is the responsibility of the hunter to follow up the failed attempt by promptly placing a second shot into the head kill zone. A quick second shot reduces any likelihood of further stress to the animal.

If an animal is unintentionally wounded and has run off, it is the responsibility of the hunter to follow up the failed attempt by locating and promptly placing a further shot or shots into the chest kill zone to sufficiently kill the animal outright.

Record-Keeping Requirements

It will be a requirement of the NZDA Farmer Assist Program that each participant should record specific information during and after each hunting activity.

NZDA members will need to retain a signed copy of their five-shot group within the assessment zone of the 'NZDA Farmer Assist Assessment Target'. The signed target must be kept by the member and available for display to the farmer, or Farmers Assist administration on request.

NZDA National has created Field Data Collection Sheets, which members will be able to download from the www.farmersassist.co.nz website or copy from this booklet. These data sheets will enable members to record information that will allow all parties to monitor and review the performance of management

activities. Information collected over time will certainly assist in determining appropriate management actions at the property level by the farmer.

The main purpose of the data sheets is to calculate specific species relative abundance and record hunting effort and results. That information will help determine the trend of specific animal populations on the property, which will allow parties to gauge the success of hunting and other management efforts undertaken on the property.

NZDA National reserves the right to use all information collected on data sheets through the NZDA Farmer Assist Program for research purposes. Information obtained through this program will provide a snapshot of NZDA member commitment to wildlife management in terms of expenditure and volunteer hours spent undertaking activities.

Property Based Wildlife Management Plans

The key to developing a good working relationship between farmers and NZDA members is to clearly state the objectives and desired outcomes of the relationship upfront. The NZDA Farmer Assist Program can be the starting point for the development of a simple Property Based Wildlife Management Plan between all parties to enable the development of a solid management arrangement. This allows each party to understand what the other requires in order to keep the relationship developing and beneficial.

Farmers and NZDA members have the potential to develop cooperative wildlife management operations through such plans. By joining forces, all parties can aim to manage introduced, native and game animals, as well as achieving other positive outcomes.

Sometimes compensation for land access is sort by landholders. Fee-for-access is one such arrangement, but the farmers may need to extend their own liability policy to cover receiving income from hunters on their land. To develop a more fulfilling relationship under the NZDA Farmer Assist program, members could offer to trade time or services if required to do so. Services could include those that have both commercial and/or environmental value such as property policing, monitoring and maintenance, and rehabilitation or revegetation work such as tree planting, fencing or weed removal.

Depending on individual circumstances, environmental work on the property could be the best option if required. Land improvement or rehabilitation work that helps prevent further vegetation decline, habitat loss and even soil erosion could be conducted by NZDA members. Such tasks are probably seen more as a 'chore' by most property owners and all these activities can improve the biodiversity value, soil retention and the overall economic viability of the farm. Members who become involved in land improvement works should generally see this as fair compensation for access to hunt.

When developing a plan, several factors should be considered when deciding the objectives and desired outcomes of a partnership. The farmer should take time to consider when and where the majority of wildlife impacts occur and what species are causing the problem. The farmer should also consider what level of management they require for a particular species. Some questions need to be asked: Is it local removal or simply a reduction in population to reduce impacts? When is it the best time to put in maximum effort to achieve the maximum results? How often and how many hunters are required on the property at any one time? Taking time to discuss these factors helps the development of a simple plan and enables both farmers and NZDA members to decide the right course of action based on the aims and objectives of their own individualised plan.

The basic make-up of any plan needs to include a brief introduction describing the property, the management of the property, a list of permitted NZDA members, the responsibilities of all parties and the wildlife species that need to be managed. The next section of the plan should list existing problems encountered on the property. The objectives of wildlife management can be easily determined from the existing problems. A management strategy will outline all the management methods to be used to reduce the specific wildlife impacts on the property. This will include all hunting operations, such as night hunting, plus trapping and poison bait-laying operations. The strategy should identify the time of the year and areas on the property where and when management is most needed.

One way to evaluate the effectiveness of any plan is to undertake simple harvest monitoring to help observe changes in wildlife populations. This can be done by hunters when they simply fill out data sheets after each activity to collect specific information. By keeping a record of the number of animals taken during actual hunting time, any decrease in the number of a specific species taken per hour over a period of time will indicate a decreasing population. This is known as the '*harvest per unit of effort*' method. With the information collected on the data sheets, all parties will be able to make decisions on the extent and intensity of management actions. This assists an adaptive management regime as densities of specific wildlife species reduce to acceptable levels.

This may result in a decision to continue with only hunting pressure for a period of time to maintain specific wildlife populations at acceptable levels. Property owners can also monitor impacts to evaluate the effectiveness of all management activities. Monitoring pasture grazing rates can also evaluate the impact of rabbit and macropod management.

The final section of any plan should lay down the rules of access. In this section, The Hunter's Code, property rules and licence and/or permit requirements can be listed. The farmer and NZDA members can develop their own Code of Conduct if they wish, which directly relates to acceptable behaviour while on the property. This could outline activities such as camping or the use of other types of accommodation on site, fishing (if available) and the use of campfires and collection of firewood. This section will also highlight the NZDA member's \$10 million liability insurance cover, which protects NZDA members for legal negligence while on both public and private property anywhere in New Zealand.

The following pages provide an example of a basic Property Based Wildlife Management Plan, which can be copied and completed by both farmers and NZDA members. A copy of a plan will be available online for downloading for all interested parties.



NZDA Farmer Assist Program Property Based Wildlife Management Plan

All parties must recognise that this management plan is not a legally binding document. The owner or manager of the property reserves the right to withdraw

permission to access and can cancel or alter any part of this management plan at any time and without notice.

Property Management and Description

Owners/Managers Name: _____

Contact Phone Number: _____

Email Address: _____

Address: _____

PO Box: _____

Property Name: _____

Property Location: _____

Property Size: _____ (ha) Principle Use: _____

Permitted Members

Member's Name (Primary Contact): _____

Contact Phone Number: _____ NZDA Membership Number: _____

Member's Name: _____

Contact Phone Number: _____ NZDA Membership Number: _____

Member's Name: _____

Contact Phone Number: _____ NZDA Membership Number: _____

Member's Name: _____

Contact Phone Number: _____ NZDA Membership Number: _____

Landholder's Objectives and Responsibilities

Member's Objectives and Responsibilities

Member Service Provision *(If required - please tick choice)*

- Land care, revegetation and rehabilitation work
- Property monitoring
- Fencing: checking and repairs
- Firewood collection
- Other: _____

Existing Impacts and Location on Property *(Briefly describe)*

Wildlife Requiring Management

Species	Current Population Status (High, medium or low density)	Current Impact Status (High, medium or low impacts)	Management Strategy (Methods of control required)	Preferred Outcome (Population or impact level)
Rabbits				
Goats				
Pigs				
Feral Cats				
Other				
Other				

Current and Approved Management Activities *(Please tick)*

- Use of poison
 - Trapping
 - Exclusion fencing
 - Night-time hunting (spotlighting, Night Vision equipment)
 - Day-time hunting (various methods)
 - Other non-lethal options: _____
-
-

Approved Firearm Types *(Please tick)*

- Shotgun
- Rimfire rifle
- Centrefire rifle
- Air rifle

Harvest or Off-take Monitoring

During and after each hunting activity, a Field Data Collection Sheet should be filled out. This data sheet will enable any changes in animal populations to be recorded. Please copy and use the example Field Data Collection Sheet attached to this end of this plan.

Property Rules *(Camping locations, campfires, Carcase disposal, etc allowed?)*

Activity Planning and Scheduling

To increase the efficiency of pest control on your property, you should consider a number of things. When is it the best times to conduct activities (i.e. around key events such a lambing), the required frequency of activities (regular, once off) and what activities that can be used together (complimentary) to increase the effectiveness of control.

Use the space below to develop a plan of attack. You can use a seasonal approach (i.e. what actions you can take in summer, spring, autumn and winter) or concentrate activities at specific key times (i.e. around lambing season).

The Hunter’s Code

- I will consider myself an invited guest of the landholder, seeking his or her permission, and so conducting myself that I may be welcome in the future.
- I will obey the rules of safe gun-handling and courteously but firmly insist that others who hunt with me do the same.
- I will obey all game laws and regulations and will insist that my companions do likewise.
- I will do my best to acquire those marksmanship and hunting skills which assure clean, sportsmanlike kills.
- I will support conservation efforts that can support sustainability for future generations of New Zealand.
- I will pass along the attitudes and skills essential to ensuring long-term sustainability of New Zealand's natural and cultural heritage.

The Ten Commandments of Safety

- Treat every gun with the respect due a loaded gun.

- Carry only empty guns, taken down or with the action open, into your car, camp and home.
- Always be sure that the barrel and action are clear of obstructions.
- Always carry your gun so that you can control the direction of the muzzle.
- Be sure of your target before you pull the trigger.
- Never point a gun at anything you do not want to shoot.
- Never leave your gun unattended unless you unload it first.
- Never climb a tree or a fence with a loaded gun.
- Never shoot at a flat, hard surface or the surface of water.
- Do not mix gunpowder and alcohol.

Licence and Permit Requirements

All members who undertake culling or hunting activities must hold the appropriate firearm licences and hunting permits (if applicable). These may be asked to be viewed prior to the commencement of any activities.

Acknowledgement of NZDA Member Insurance Cover

The NZDA provides its members with Public liability and Personal Accident insurance cover to give property owners peace of mind and to protect members from legal negligence while hunting on both public and private property anywhere in New Zealand.

Property Manager and Member Signatures

The following section enables all parties to accept the conditions of this plan as it stands.

I have read the above Property Based Wildlife Management Plan and approve all listed activities and conditions within the plan. I understand that I have the right to cancel, change or alter any part of the plan when needed, at any time and without explanation. I also understand that I can remove permission of access of any or all members named, at any time and without explanation. I only approve access to those members of the NZDA that have been listed and any others subject to prior notification of entry and approval. I understand that NZDA members are covered by the association's \$10 million liability insurance policy while undertaking activities on my property.

Farmer's Name: _____ Date: _____

Signature: _____

I/we have read the above Property Based Wildlife Management Plan and agree to abide by all conditions and property rules set out in the above plan. I/we will continue to support and promote the NZDA's role in ethical wildlife management and sustainable utilisation.

Primary Member's Name: _____

Signature: _____ Date: _____

Additional NZDA Members

Member Name: _____

Signature: _____ Date: _____

Member Name: _____

Signature: _____ Date: _____

Member Name: _____

Signature: _____ Date: _____

Member Name: _____

Signature: _____ Date: _____

Member Name: _____

Signature: _____ Date: _____



NZDA Farmer Assist - Field Data Collection Sheet

Membership Number: _____ Property Name: _____ Location: _____

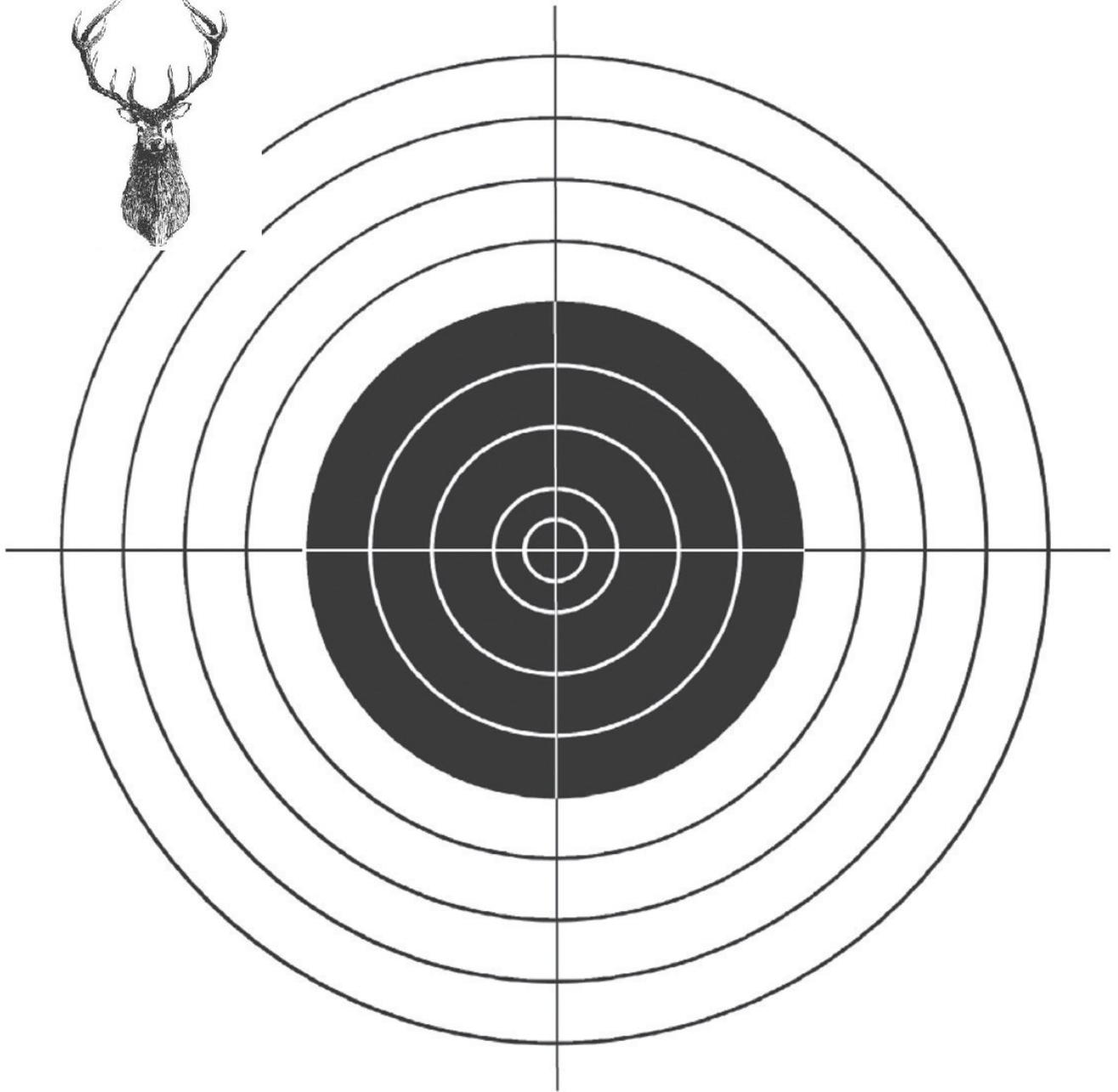

Date	Hours Spent Hunting	Number of Individual Species Seen and Taken During Activities																Comments and Observations
		Rabbits		Wallaby		Goats		Pigs		Deer								
		Seen	Taken	Seen	Taken	Seen	Taken	Seen	Taken	Seen	Taken	Seen	Taken	Seen	Taken	Seen	Taken	



NZDA Farmer Assist - Assessment Target

The attached target is to be used, and stored as a record of the accessed capabilities of all hunters actively enrolled in the NZDA Hunters assist program.

New Zealand Deerstalkers Association



Farmer Assist Assessment Target

Member name.....

Member ID

Range Name

Range Officer Name.....

Range Officer Signature.....

Date

- Rimfire @ 50 metres, or
- Centrefire @ 100 metres

Participants must group 5 shots within the Central Assessment area of the above target. The central assessment area must be no larger than 80mm in diameter to be compliant. Only valid for 3 years from assessment date.

Please print clearly